Occlutech ASD Occluder

Product specifications

ASD

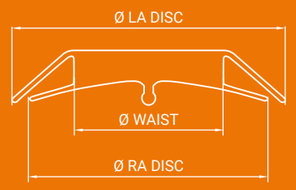

Article No.	Defect Size [mm]	Ø Waist [mm]	Ø LA Disc [mm]	Ø RA Disc [mm]	Sheath Size* [F]	Pusher Article No. (color)** Pistol Pusher	Flex Pusher II
29ASD04	D≤4	4	11	9	7	55PP090	51FP060
29ASD05	4<D≤5	5	14	11	7	55PP090	51FP060
29ASD06	5<D≤6	6	16.5	12.5	7	55PP125	51FP100
29ASD07	6<D≤7.5	7.5	18	14	7	55PP125	51FP100
29ASD09	7.5<D≤9	9	20.5	16.5	7	55PP125	51FP100
29ASD10	9<D≤10.5	10.5	22	18	7	55PP125	51FP100
29ASD12	10.5<D≤12	12	27	23	9	55PP165	51FP120
29ASD13	12<D≤13.5	13.5	28.5	24.5	9	55PP165	51FP120
29ASD15	12<D≤15	15	30	26	9	55PP165	51FP120
29ASD16	15<D≤16.5	16.5	31.5	27.5	9	55PP165	51FP120
29ASD18	15<D≤18	18	33	29	9	55PP165	51FP120
29ASD19	16.5<D≤19.5	19.5	34.5	30.5	10	55PP165	51FP120
29ASD21	18<D≤21	21	36	32	11	55PP185	51FP150
29ASD24	21<D≤24	24	39	35	11	55PP185	51FP150
29ASD27	24<D≤27	27	42	38	12	55PP210	51FP160
29ASD30	27<D≤30	30	45	41	12	55PP210	51FP160
29ASD33	30<D≤33	33	48	43	12	55PP210	51FP160
29ASD36	33<D≤36	36	52	46	12	55PP210	51FP160
29ASD39	36<D≤39	39	54	49	12	55PP210	51FP160
29ASD40	39<D≤40	40	55	50	12	55PP210	51FP160

Availability subject to regulatory approval. Product data may be subject to change. Contact your Occlutech representative for information.

* Occlutech Delivery Set (ODS).

** Color defines Pusher color.

Quality made in Europe

Occlutech adheres to the highest quality standards. We never compromise on quality. Our dedication to patients and the medical community is the main driver of our vision. We want to be at the forefront of developing technologies and products that matter, that make a difference and that help our customers to be at the leading edge of better treatment for structural heart disease.

Content references:

1. *Optimal septum alignment of the Figulla Flex occluder to the atrial septum in patients with secundum atrial septal defects.*
2. *Castleman LS et. al. Biocompatibility of Nitinol Alloy as an Implant Material. Journal of Biomedical Materials Research | 97 6;10:695.*
3. *Electrochemical Characterization of Nitinol Occluder, Natural and Medical Sciences Institute at the University of Tübingen, mNI<0,014 µg/(cm*d).*
4. *Early single clinical experience with the new Figulla ASD Occluder for transcatheter closure of atrial septal defect in adults.*
5. *Haas NA et.al. Closure of Secundum Atrial Septal Defects by Using the Occlutech Occluder Devices in More Than 1300 Patients: The IRFACODE Project: A Retrospective Case Series.*
6. *Comparison of the Occlutech ® Figulla ® septal occluder and Amplatzer ® septal occluder for atrial septal defect device closure.*

Occlutech International AB
Landskronavägen 2, SE-252 32 Helsingborg, Sweden
order@occlutech.com, **www.occlutech.com**

Occlutech

© Occlutech 2019. All rights reserved. Occlutech is a registered trademark. Individual product availability is subject to local regulatory clearance and may not be available in all territories. P17F06.016.02

Perfecting Performance

Occlutech

Occlutech ASD Occluder



ASD

Designed for safety and excellence

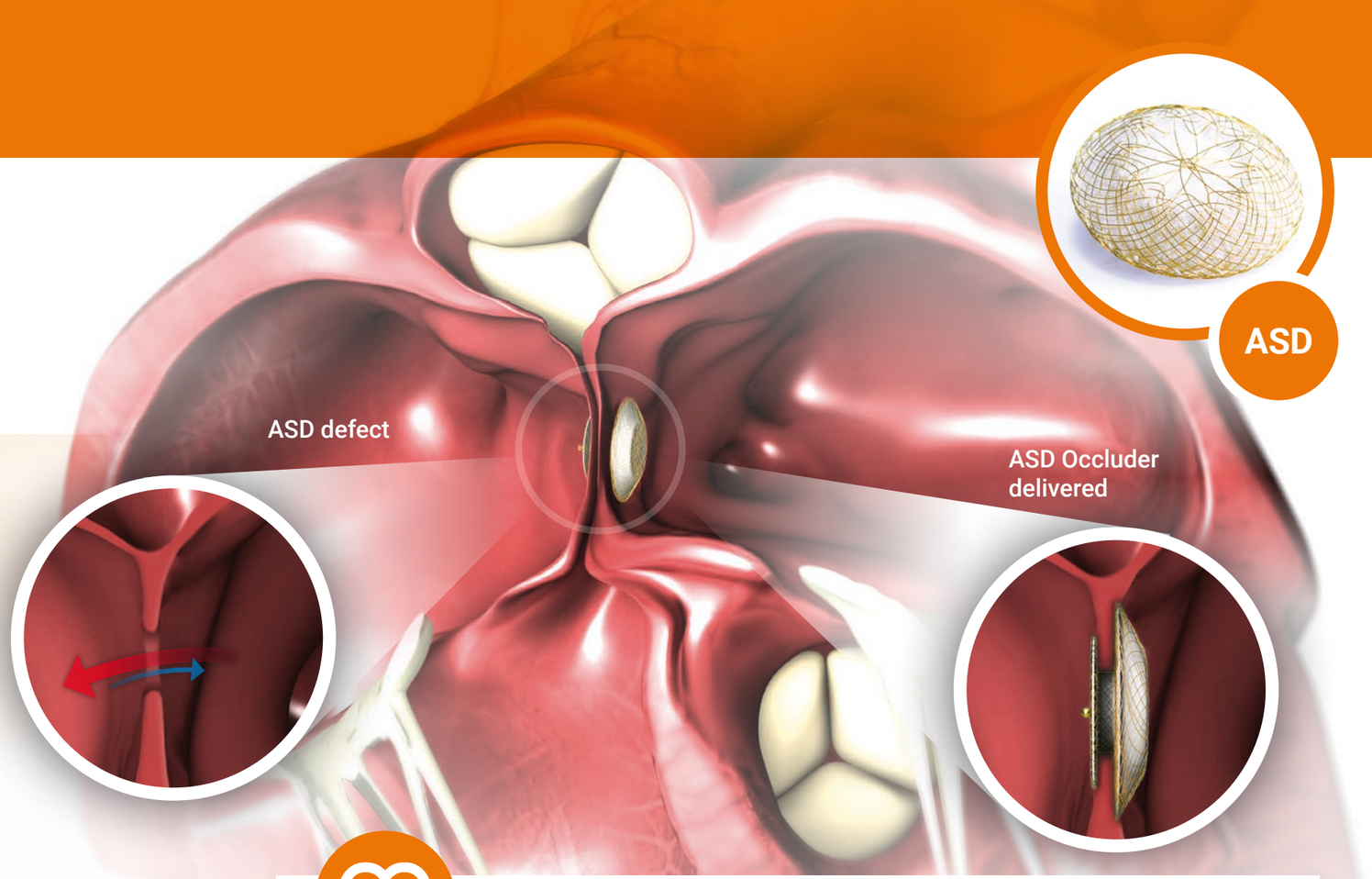

PRODUCT FEATURES

The design of the Flex II ASD Occluder results in an ideal septum alignment which increases its feasibility and patient safety during implantation.[1]

- Optimized braiding pattern and less material at left atrial disc.
- Titanium oxide-covered Nitinol shows the best values of biocompatibility[2] and minimum Nickel release.[3]
- Spunbonded PET-patch allows for fast endothelialization.
- The unique ball-connection between pusher and Occluder safely locks it, while it freely follows the anatomy. Once in place it is easy and fast to deliver.

Excellent material and design characteristics

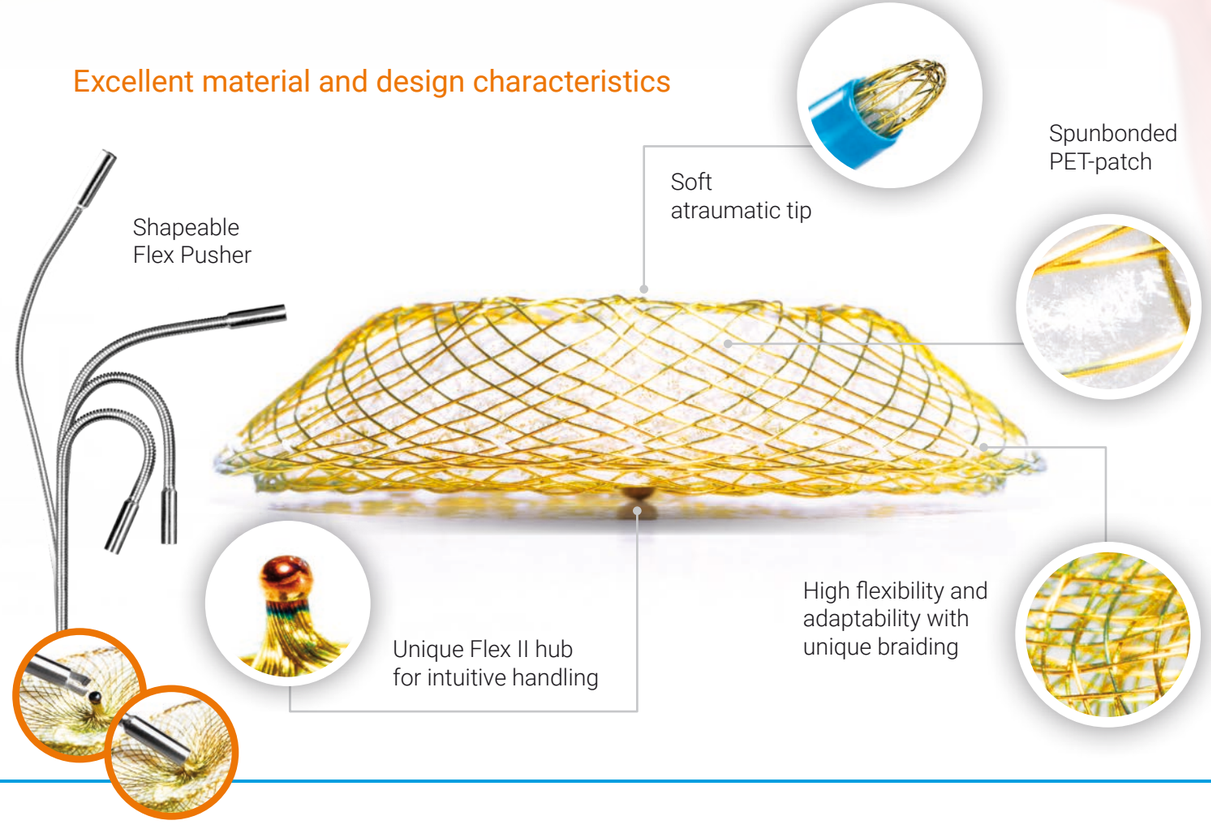

CLINICAL BENEFITS

Recent studies found that transcatheter closure of isolated secundum atrial septal defects using the novel design of the Occlutech ASD Occluder was safe, effective and had an excellent outcome during the 6 months follow-up period.[4,5]

- Lower pull in forces and improved delivery sheath compatibility.
- Reduced material exposure.
- Significantly reduced mean procedure and fluoroscopic time compared to other devices (34%).[6]

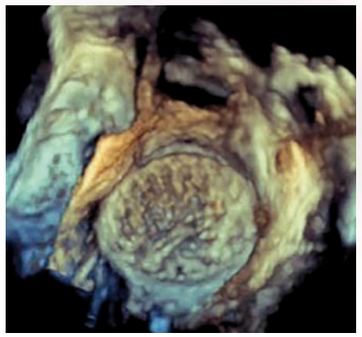

3D TEE image of an implanted Occlutech ASD Occluder.

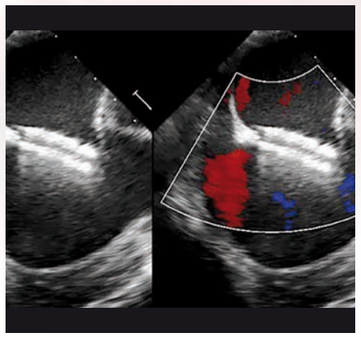

Perfect alignment of the Occluder to the Septum.

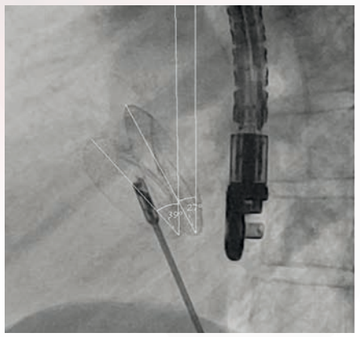

50° angulation of Flex Pusher vs Occluder hub.